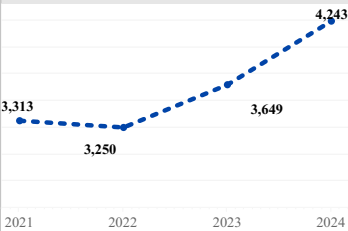
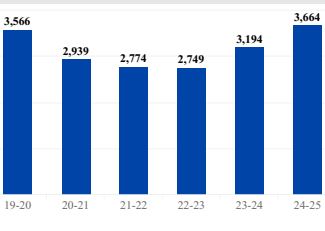


KEY PERFORMANCE INDICATOR SET 1

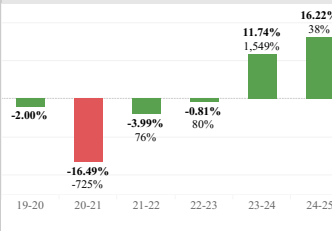
Fall **Undergraduate** Headcount



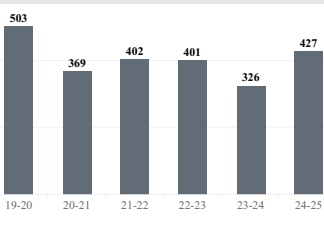
Undergraduate Full-Time Equivalent



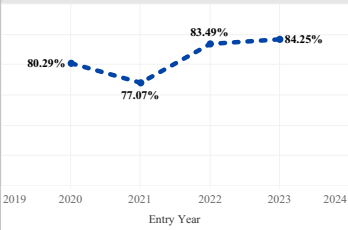
Percent Change **Undergraduate** Full-Time Equivalent



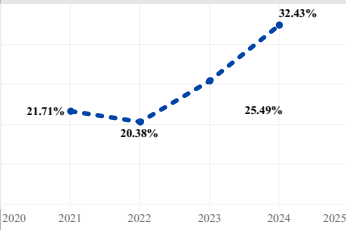
Graduate Student Full-Time Equivalent



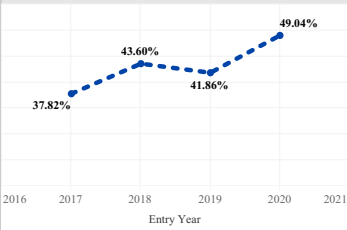
Second-Year Retention Rate



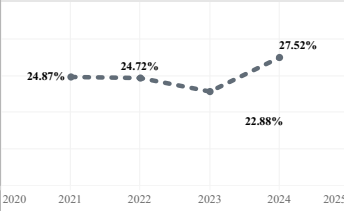
% of **Undergraduates** with Cumulative GPA Above 3.5



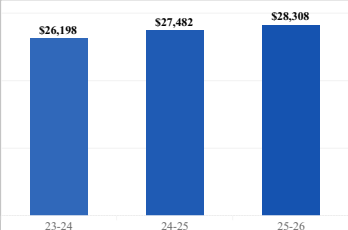
Four-Year Graduation Rate



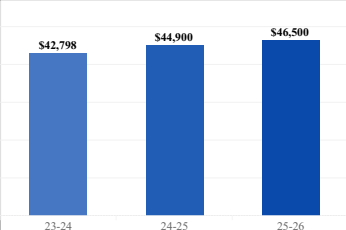
% of Graduate Students with Cumulative GPA Above 3.5



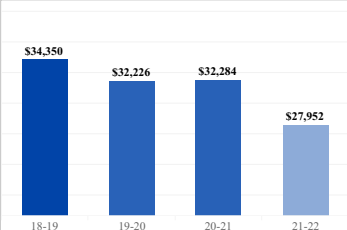
On-Campus **Undergraduate** Tuition



On-Campus **Undergraduate** Cost to Student



Average **Undergraduate** Debt Post-Graduation



Median **Undergraduate** 2022 Earnings Post-Graduation

